

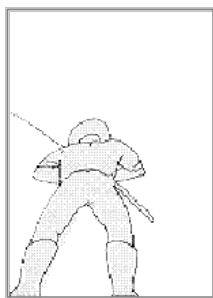
# Camera shots II

**This task is about looking at camera angles and the effects these create.**

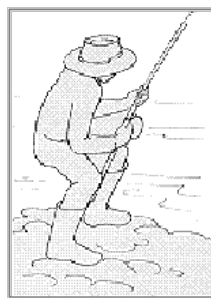
Use the frames below to answer the questions.



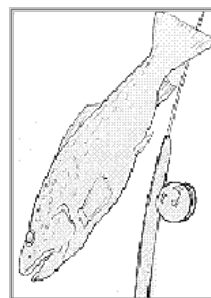
**A**



**B**



**C**



**D**

- a) Frame A is an example of an establishing shot. What information does Frame A give us?

<b>wide-shot</b>	<b>two-shot</b>	<b>medium-shot</b>
<b>close-up</b>	<b>low-angle shot</b>	<b>reverse-angle shot</b>

- b) Use the terms in the box above to name the type of shot used in each frame.

i) Frame A \_\_\_\_\_ ii) Frame B \_\_\_\_\_

iii) Frame C \_\_\_\_\_ iv) Frame D \_\_\_\_\_

- c) How does the type of shot used in B affect our impression of the fisherman?

- d) What sound effects could be used with Frame B?

- e) Write one or two words of dialogue to go with Frame C.

- f) What is the term used to describe a series of frames or camera shots which have been planned on paper before filming begins?