


Road safety

This task is about interpreting the visual and written features used in a pamphlet.


CHAOS AT THE SCHOOL GATE

ARE YOU PART OF THE PROBLEM?




I'm not stopping!!
I'm only dropping off my child.

A




Jenny I'm here darling.

B



But it's raining and Johnny hasn't got a raincoat.

C



D

The dropping off and picking up of children is a serious business-

- ✓ Choose safety over convenience
- ✓ Protect All Our Children

transport safety
POLICE Safekids
Safe Communities Together

Read the road safety pamphlet "Chaos at the school gate".


a) List **three** unsafe actions that are shown in pictures A, B, or C.

Picture A: _____

Picture B: _____

Picture C: _____

b) Fill in the speech bubbles with a road safety message which fits picture D.



c) How do the pictures reinforce the title of the pamphlet?

d) Give **two** ways the word "**chaos**" is made to stand out.

1. _____

2. _____

e) Why has the word "**you**" (top right of the image) been made to stand out?

f) Parents are the target audience for this pamphlet. How can you tell?
