




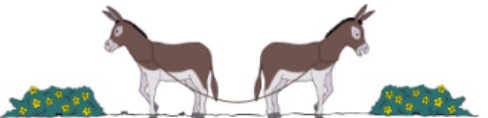

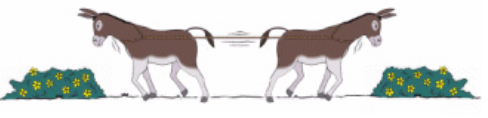
# A tale of two donkeys

This task is about using images to write a story.

## Questions/instructions

There are 6 pictures that tell a story. Imagine that you are writing a book for a young person to really enjoy.

- . Cut out the pictures.
- . Put the pictures into an order that tells a story.
- . Put a page number on each picture to show the order.
- . Write the story in the spaces under the pictures.
- . When you have finished, put the pages in order with the title page on top, and staple them together.

<p><b>A tale of TWO Donkeys</b></p>	 <p>Page __</p>
 <p>Page __</p>	 <p>Page __</p>
 <p>Page __</p>	 <p>Page __</p>
 <p>Page __</p>	