

# Clothing combinations II

This task is about finding all possible combinations.


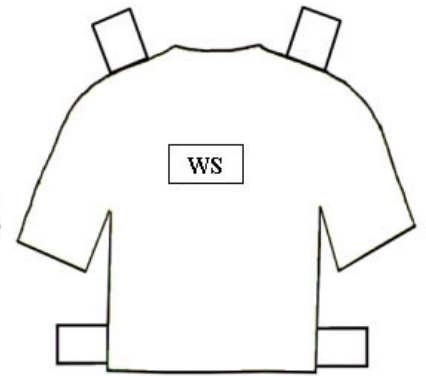
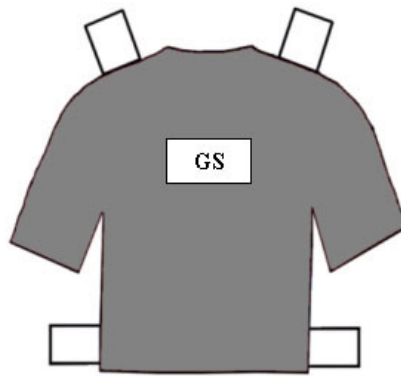
## How to do this task

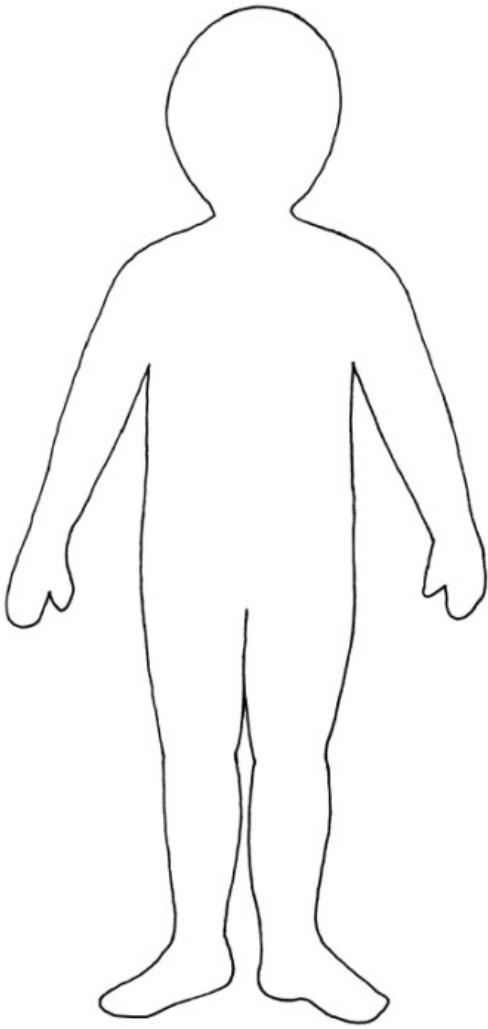
Pirika can wear lots of different outfits by mixing different coloured caps, shirts, and shorts. Pirika has 2 pairs of shorts, 3 shirts, and 2 caps.

- Cut out the cardboard figure and all the clothes.
- Use the labels on each piece of clothing to record your combinations.
- Work out all the different sets of clothes that Pirika can wear and write each one down on your recording sheet.

The first one has been done for you.

GC, BS, BSS	





Published on <https://newzealandcurriculum.tahurangi.education.govt.nz>