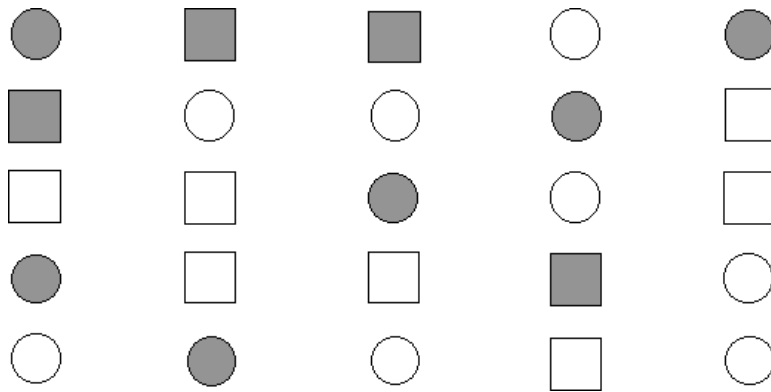


Table of shapes

This task is about creating a tally chart.



Tally all of the above shapes into the table.

The first one () has been done for you.




Table of the shapes on the page

a)

	Shaded	Unshaded
Circle	I	
Square		

Which of these is most common?

b)

- (A)  (B)  (C)  (D) 