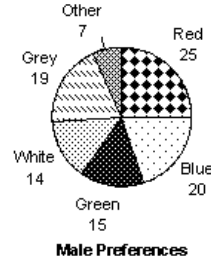
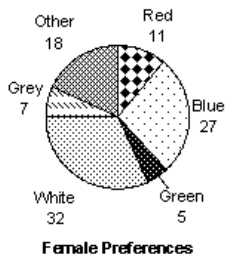


# Colours of cars I

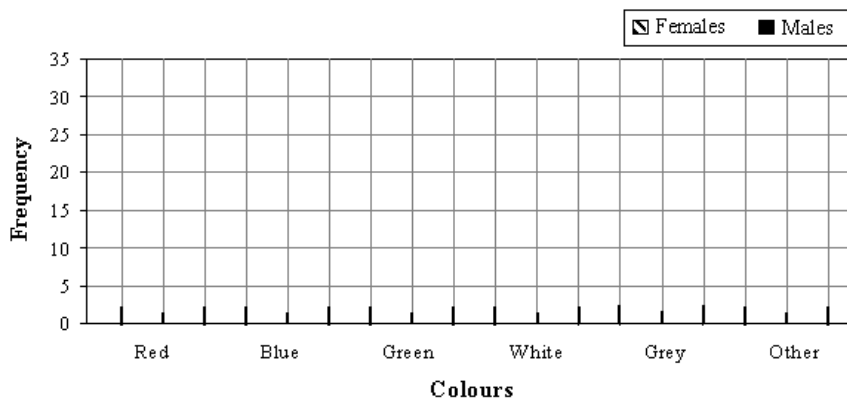
In a survey, 100 females and 100 males were asked which colour of car they liked most. The results are shown on the two pie charts below.

## Car colour students prefer



a) Complete this composite bar graph of the results.

## Car colour students prefer



b) On which colour were female and male preferences most similar? \_\_\_\_\_