






# Choosing a sport

This task is about constructing a bar graph.

The children in Room 8 were each asked what sport they would like to play next term. The table shows the numbers.

				
<b>Tennis</b>	<b>Swimming</b>	<b>Basketball</b>	<b>Softball</b>	<b>Volleyball</b>
4	6	3	7	8

Draw a bar graph below using the numbers in the table.

Remember to give the graph a title.

Title: \_\_\_\_\_

