











Foods I like

This task is about constructing a bar graph.

Ms Kane asked the children in her class which of these foods they liked the best.
This is the tally chart she drew.

Bananas 	Ice-cream 	Pears 	Muffins 	Hotdogs 
				

Draw a bar graph below using the numbers in the tally chart.
Remember to give the graph a title.

Title: _____

