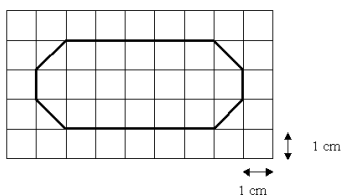


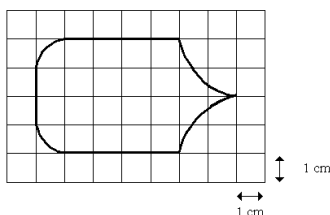
# Working out area

This task is about calculating area.



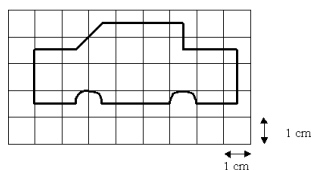
a) What is the **area** of the shape above?

- ☐ 13 cm<sup>2</sup> ☐ 15 cm<sup>2</sup> ☐ 17 cm<sup>2</sup> ☐ 19 cm<sup>2</sup> ☐ 21 cm<sup>2</sup>



b) What is the approximate **area** of the shape above?

- ☐ 18 cm<sup>2</sup> ☐ 20 cm<sup>2</sup> ☐ 22 cm<sup>2</sup> ☐ 24 cm<sup>2</sup> ☐ 26 cm<sup>2</sup>



c) What is the approximate **area** of the shape above?

- ☐ 15 cm<sup>2</sup> ☐ 18 cm<sup>2</sup> ☐ 21 cm<sup>2</sup> ☐ 24 cm<sup>2</sup> ☐ 27 cm<sup>2</sup>