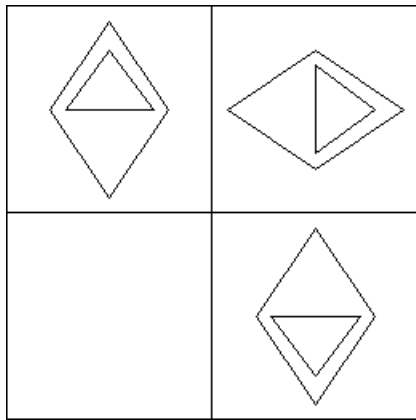


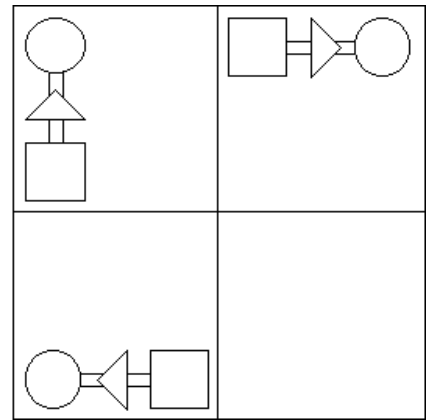
Cut and turn

This task is about placing shapes to complete a pattern.

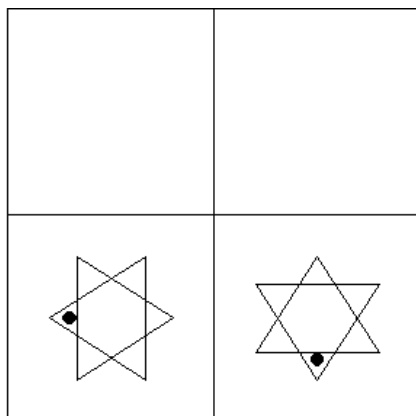
a) Cut out the small square. Glue it onto the large square to finish the turning pattern.



b) Cut out the small square. Glue it onto the large square to finish the turning pattern.



c) Cut out the 2 small squares. Glue them onto the large square to finish the turning pattern.



d) Cut out the 3 small squares. Glue them onto the large square to make a $\frac{1}{4}$ turn clockwise pattern.

