

# Transforming patterns IV

**This task is about reflection, rotation, and translation of shapes.**  
The following patterns have been started using either reflection, rotation, or translation.  
For each pattern:

- 1. Select which one transformation (reflection, rotation, translation) is used in each pattern.
- 2. Finish each pattern by drawing the next two shapes. Make sure you draw all of each shape, including the dots.

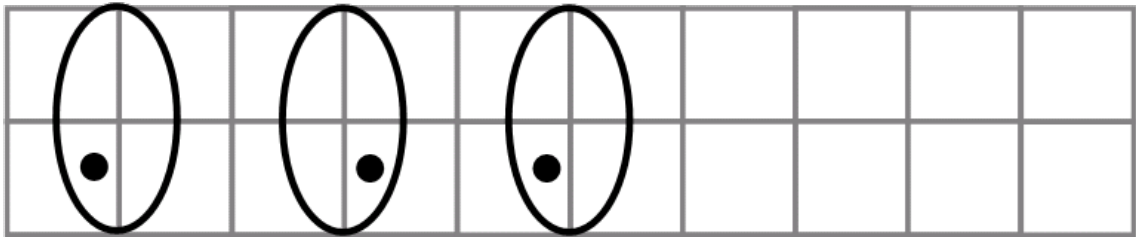
a) i) Select the transformation that is used in this pattern.

☐ reflection

☐ rotation

☐ translation

ii) Draw the next two shapes in this pattern.



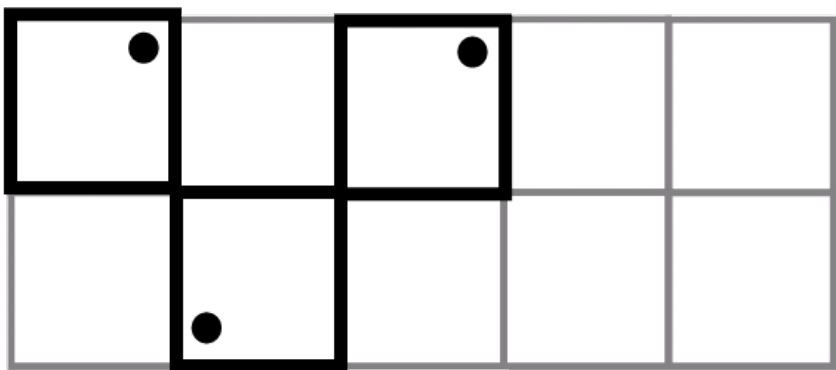
b) i) Select the transformation that is used in this pattern.

☐ reflection

☐ rotation

☐ translation

ii) Draw the next two shapes in this pattern.



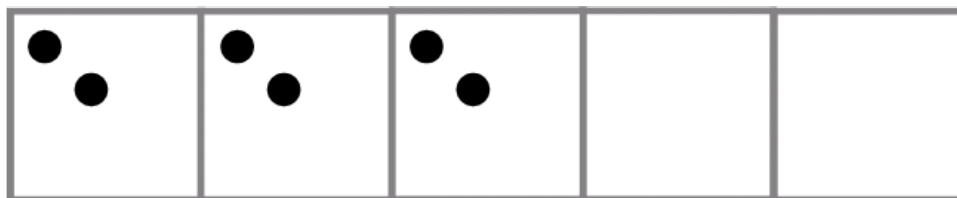
c) i) Select the transformation that is used in this pattern.

☐ reflection

☐ rotation

☐ translation

ii) Draw the next two shapes in this pattern.



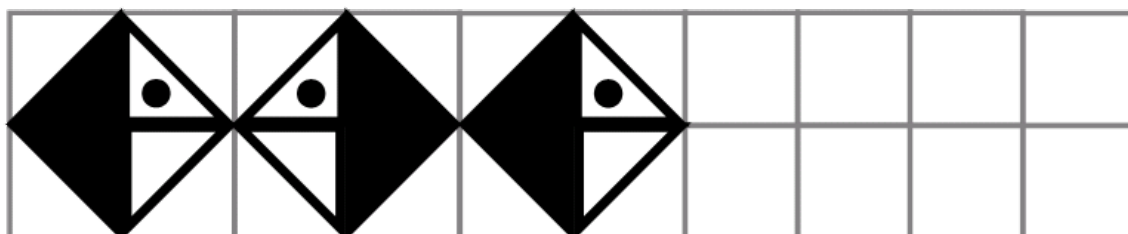
b) i) Select the transformation that is used in this pattern.

☐ reflection

☐ rotation

☐ translation

ii) Draw the next two shapes in this pattern.



Published on *Assessment Resource Banks* (<https://arbs.nzcer.org.nz>)