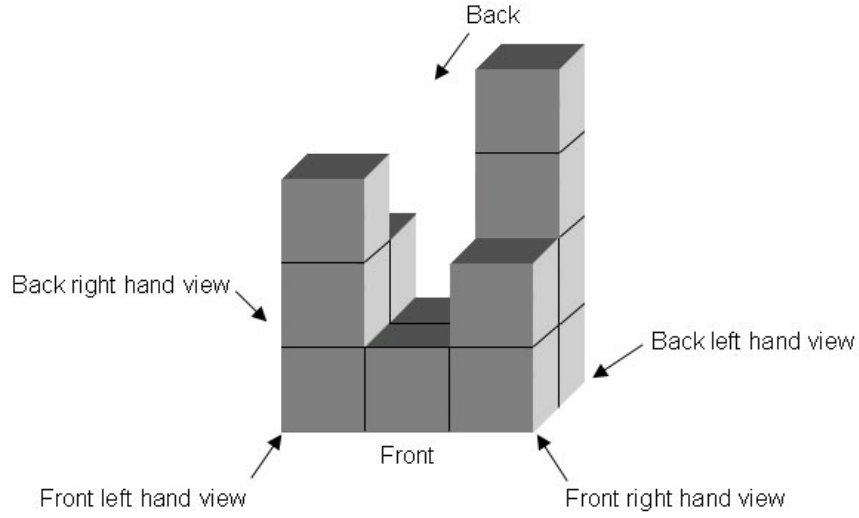


Drawing isometric block towers

This task is about drawing 3-D shapes with isometric paper.


a) Construct the 3-dimensional shape shown below, using multi-link cubes.




Get your 3-dimensional shape checked by your teacher before you continue.

(Tick box once checked.)


b) i) Draw the shape when viewed from the front right-hand corner onto the isometric paper below.



ii) Draw the shape when viewed from the front left-hand corner onto the isometric paper below.



iii) Draw the shape when viewed from the back left-hand corner onto the isometric paper below.



iv) Draw the shape when viewed from the back right-hand corner onto the isometric paper below.

