

# Building models II

---

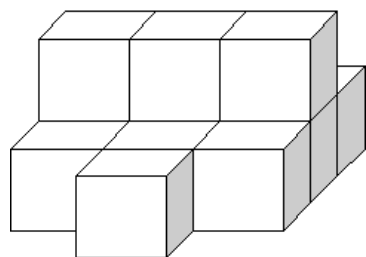
This task is about constructing models from images of two different viewpoints.

## Practical task

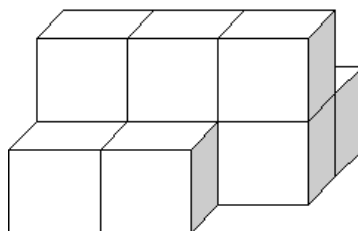
The drawings below show the front and back views of Model Tasi.

a) Build the model using multi-link cubes.

### Model Tasi



front view

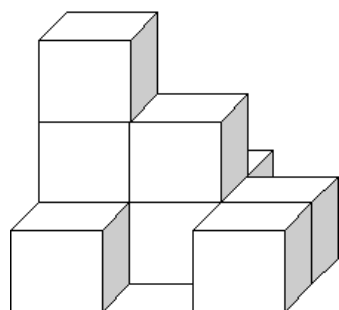


back view

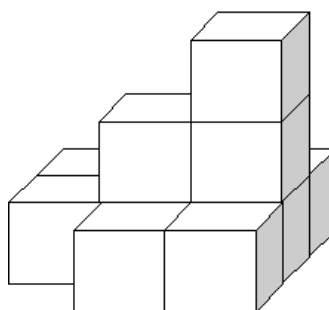
b) The drawings below show the front and back views of Model Lua.

Build the model using multi-link cubes.

### Model Lua



front view



back view