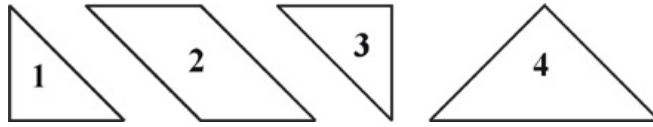


Puzzling shapes III

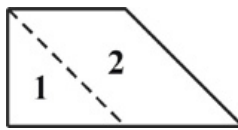
This task is about showing how to make a large shape out of four smaller shapes.




These four pieces of a puzzle can be used to make different shapes.

Show how you could make each of the shapes below by using any **two** of the pieces above.
a) Draw lines on the shapes to show where each of the two pieces will fit. An example has been done.

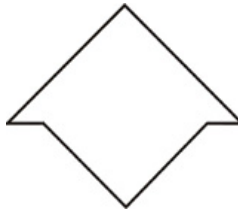
Example:



i)



ii)



b) Show how you could make each of these shapes below by using any **three** of the pieces above.

i)



ii)

