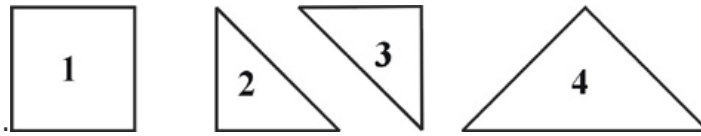


Puzzling shapes II

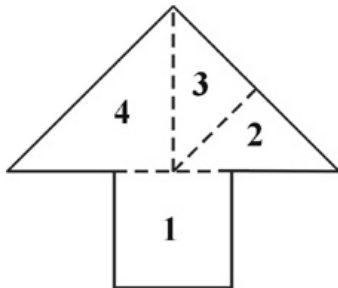
This task is about showing how to make a large shape out of four smaller shapes.



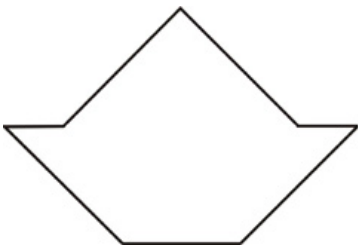
These four pieces of a puzzle can be used to make different shapes.

Show how you could make each of the shapes below by using **all four** of the pieces above. Draw lines on the shapes below to show where each of the four pieces will fit. An example has been done.

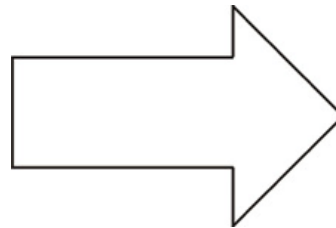
Example:



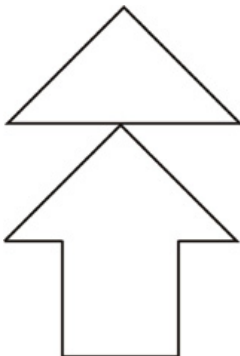
a)



b)



c)



d)

