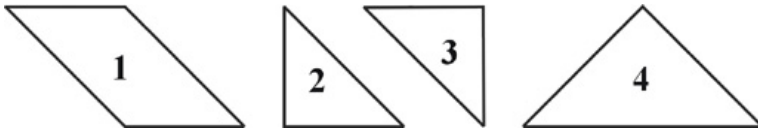


Puzzling shapes

This task is about showing how to make a large shape out of four smaller shapes.

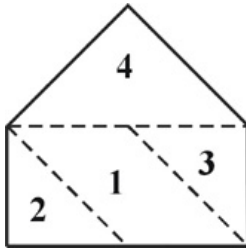


These four pieces of a puzzle can be arranged to make different shapes.

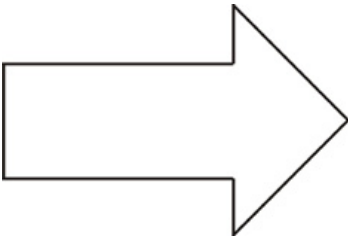
Show how to make each of the shapes below by using all four pieces.

Draw lines on the shapes below to show where each of the four pieces will fit. An example has been done.


Example:



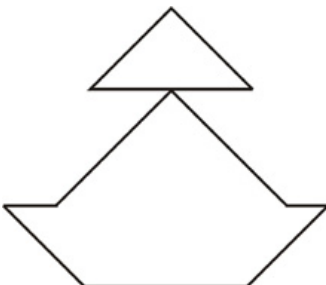
a)



b)



c)



d)

