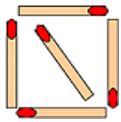
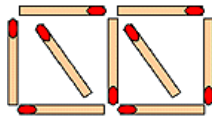


Matchstick patterns II

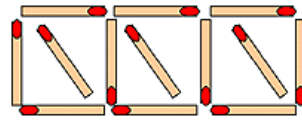
This task is about completing and describing rules for growing patterns.



1



2

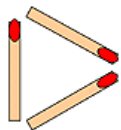


3

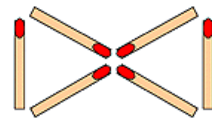
a) i) Here are the first three shapes in a pattern. Finish the table to show the number of matches you would need to make the next four shapes in the pattern.

Shape number	1	2	3	4	5	6	7
Number of matches	5	9	13				

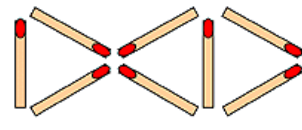
ii) Use words or an equation to explain how you worked the pattern out.



1



2



3

b) i) Finish the table to show the number of matches you would need to make the next four shapes in this pattern.

Shape number	1	2	3	4	5	6	7
Number of matches	3	6	8				

ii) Use words or an equation to explain how you worked the pattern out.
