


What type of fingerprint do you have?

This task is about classifying fingerprints.


Here are drawings of the three main types of fingerprints.



Arch

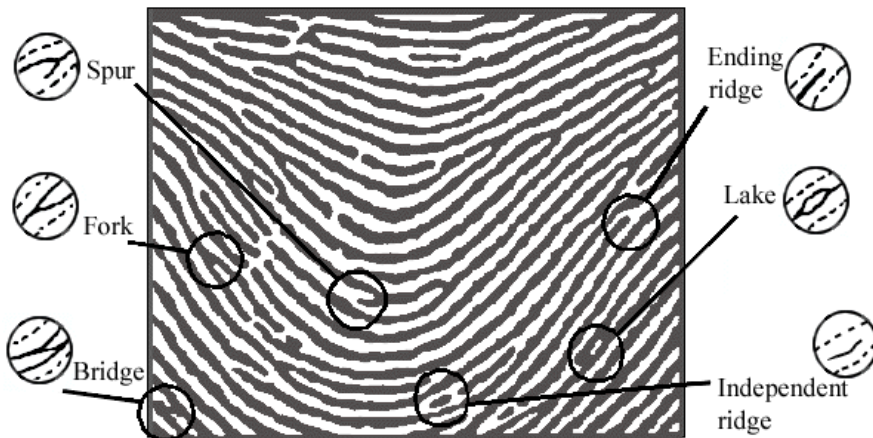


Loop



Whorl

This diagram shows some features of fingerprints.



a) What type of fingerprint is this? _____

b) Find an example of each of the six features of fingerprints in the fingerprint above. Draw a circle around each feature and label it on the above diagram.

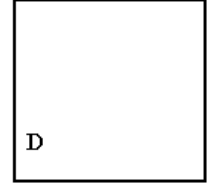
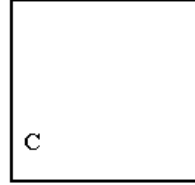
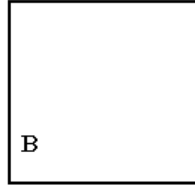
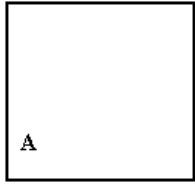
- c)
1. Make your own fingerprint in box A (you will need to practice first).
 2. Make sure you do not have too much ink on your finger.
 3. Get three other people to make their prints in boxes B, C, and D.
 4. Write their names in the spaces below.

Name: _____

Name: _____

Name: _____

Name: _____



Type: _____

Type: _____

Type: _____

Type: _____

d) In the space under each box write the type of fingerprint shown.

e) Choose two prints that are the same type. Box: _____ and Box: _____ .

Describe one difference between these two fingerprints:
