



# Adaptations in fish

i) Kahawai



ii) Flounder



iii) Spotty



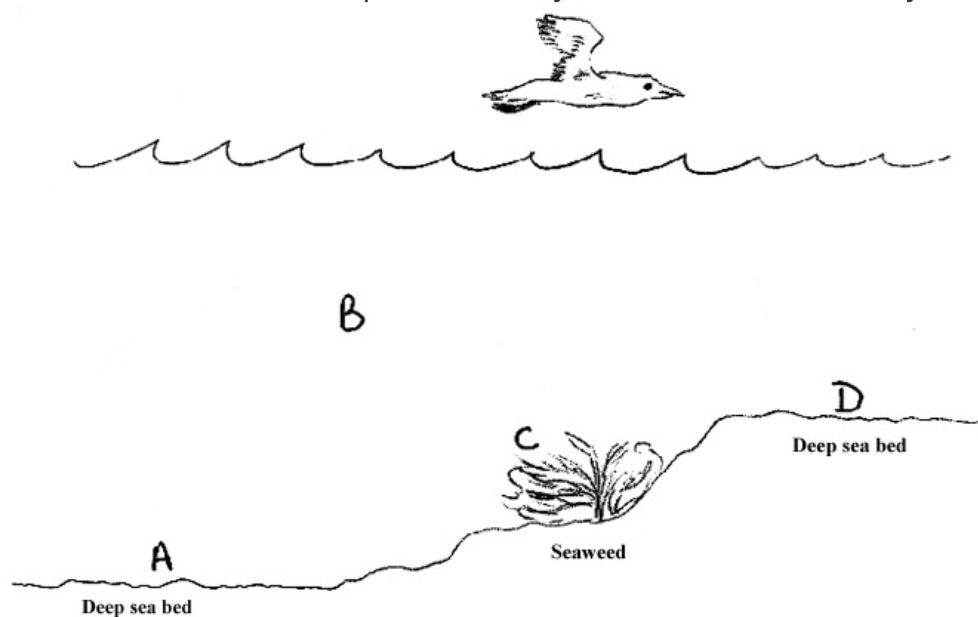
iv) Hoki



a) Look carefully at the pictures, taking particular note of the body shape, eyes, and appearance of each fish. Fill in the table below, identifying the special adaptations of each fish and explaining how these help it survive. The Kahawai has been done for you.

	Fish	Adaptation	Purpose of adaptation
i)	Kahawai	Its colouring is dark on top and silver underneath	It is difficult to see from above and below
ii)	Flounder		
iii)	Spotty		
iv)	Hoki		

b) Think about the special adaptations of each fish. On the diagram below, write the name of each fish next to a letter, to show the place where you think it is most likely to live.



## Peer assessment

With a partner go back and check your answers to Question a).

Have you linked the adaptations you describe and their purposes to the features of the place where you think each lives?

Features of place	Features of fish
A	
B	
C	
D	

Published on *Assessment Resource Banks* (<https://arbs.nzcer.org.nz>)