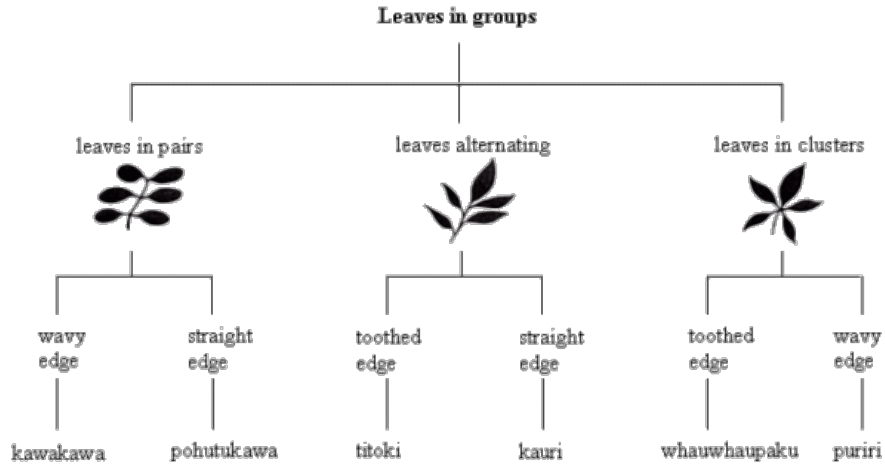


# Naming plants

This task is about using a classification to identify plants.




Use the key to answer the following questions.

a) i) Use the key to find the name of this plant.



<input type="radio"/> kawakawa	<input type="radio"/> pōhutukawa	<input type="radio"/> titoki
<input type="radio"/> kauri	<input type="radio"/> whauwhaupaku	<input type="radio"/> puriri

ii) Use the key to find the name of this plant.

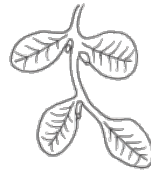


<input type="radio"/> kawakawa	<input type="radio"/> pōhutukawa	<input type="radio"/> titoki
<input type="radio"/> kauri	<input type="radio"/> whauwhaupaku	<input type="radio"/> puriri

b) What feature of the leaves other than those in the key could you look at to identify kowhai from black beech?



**kowhai**



**black beech**

Published on *Assessment Resource Banks* (<https://arbs.nzcer.org.nz>)